



**MUST BE 21+ TO ATTEND.**

**NO REENTRY**

**NO RECORDING OF ANY KIND (PHOTOS, VIDEO & AUDIO) & NO HECKLING. GUESTS THAT DO SO, WILL BE REMOVED FROM THE VENUE.**

**DOWNLOAD TICKET.**

**THIS INFORMATION IS SUBJECT TO CHANGE.**

**VISIT [maryland.livecasinohotel.com](http://maryland.livecasinohotel.com) FOR MOST UP TO DATE INFORMATION.**

## PARKING

**1** Event Parking



## PHONE-FREE SHOW

After you have been checked in, your phone & any other devices that can record will be locked in a YONDER bag & given to you.



**1**

### CASE

As you enter the venue, your phone will be placed in a Yondr case.



**2**

### LOCK

Once inside, the case will lock. You'll keep your phone throughout the show.



**3**

### UNLOCK

To use your phone, tap it on any unlocking base in the lobby.

**HOW THIS WORKS**



### ENTERING THE SHOW

#### SECTIONS: 101, 102, 103, ADA

The West ramp on the outside of The Hall.

#### SECTIONS: 201, 202 & 203

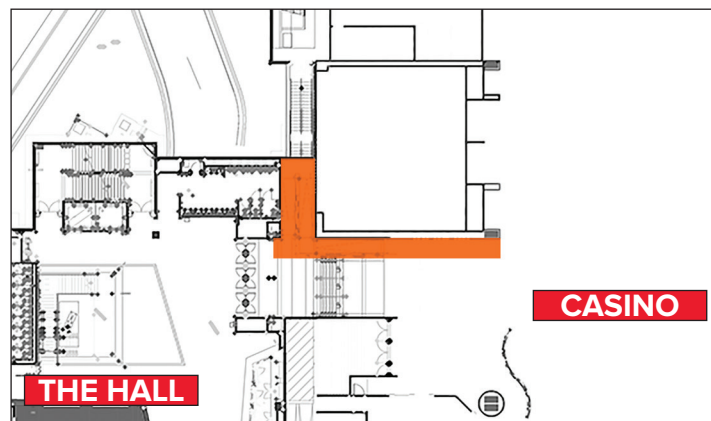
Glass doors in between The Hall and The Hotel.

#### SECTIONS: 301, 302, 303, 401, 402 & 403

Glass doors near The Hotel entrance.

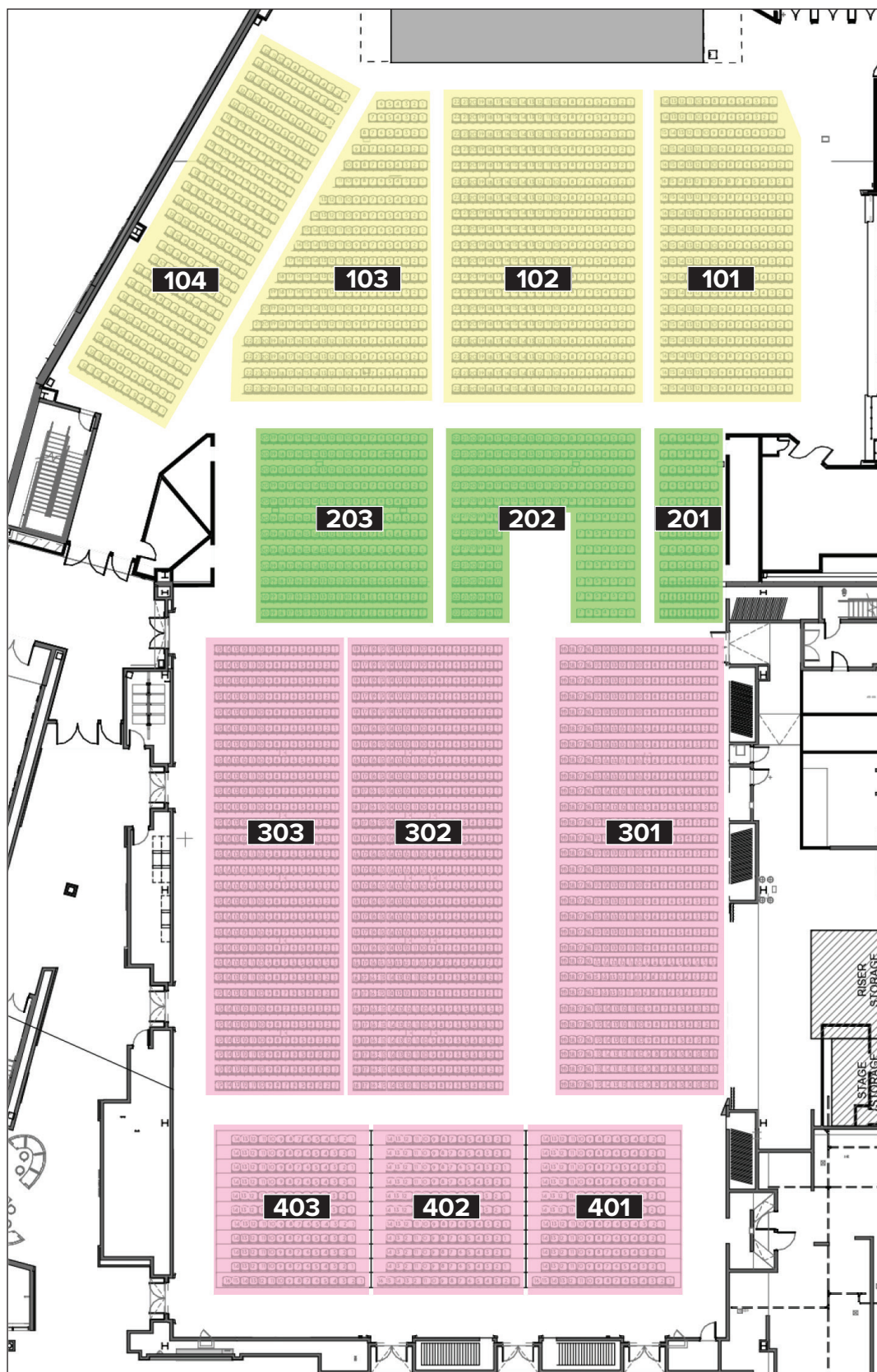
#### ADA, SUITE, MEZZANINE, CARD HOLDER: BLACK CARD, JADE CARD & CHAIRMAN'S CLUB

The HALL entrance inside the Casino.





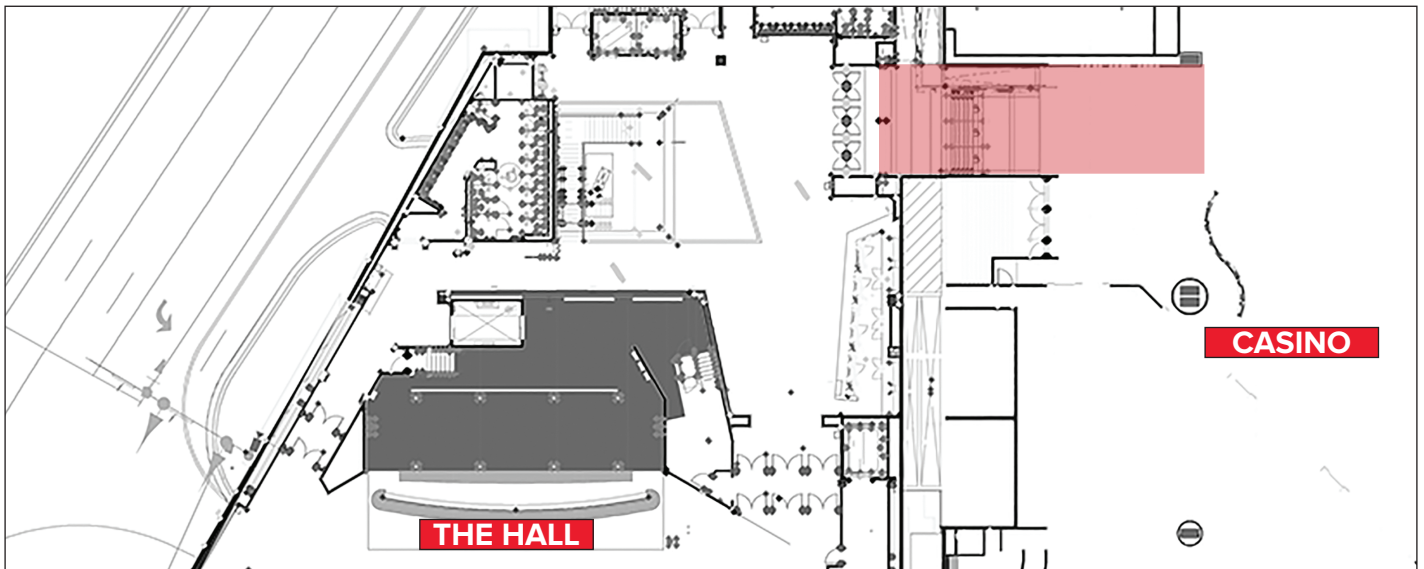
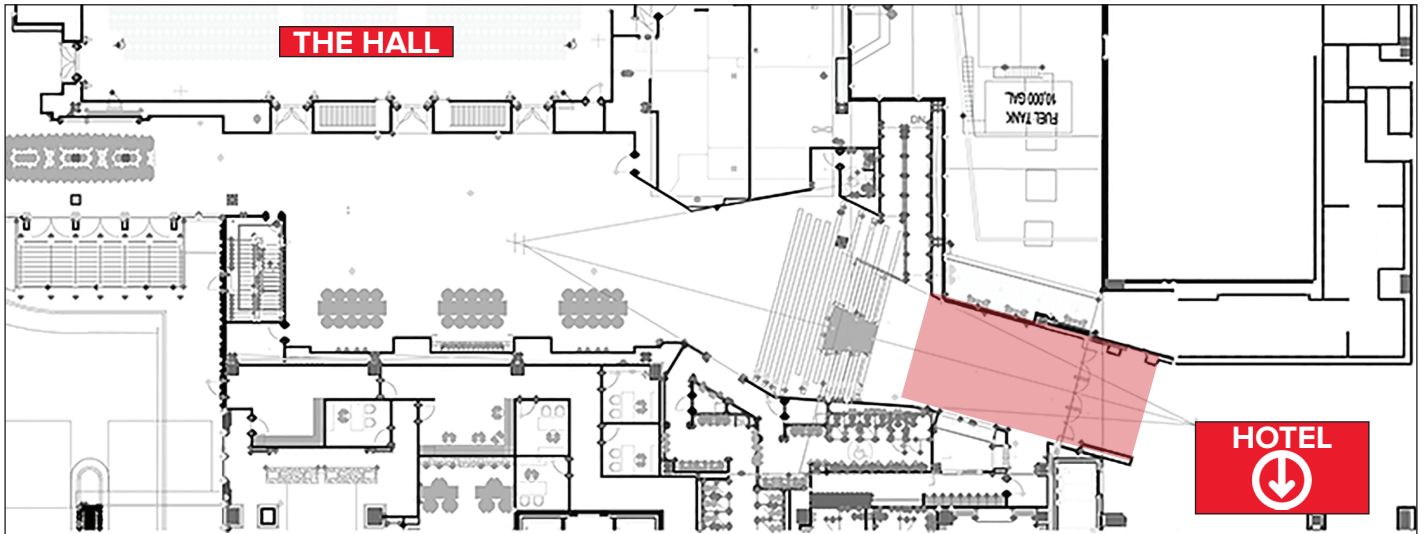
### FLOOR SEATING SECTIONS







### EXITING THE SHOW



### EXIT & YONDER BAG RETURN

As you pass through the exit, a YONDER representative will unlock the bag for you to remove your items and then take the bag.